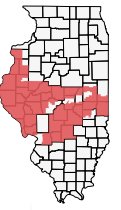
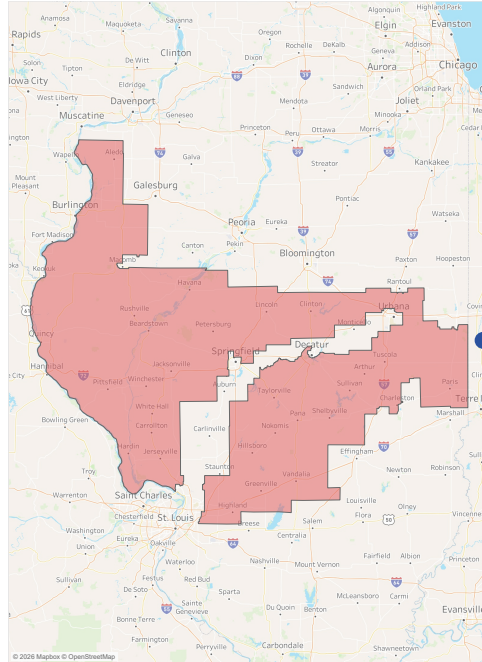


BY THE NUMBERS

15TH CONG. DISTRICT



REP. MARY MILLER



STUDENTS ENROLLED LAST YEAR	2,490
UIUC: 1,558	UIC: 124
UIS: 808	
FALL FRESHMEN (2025)	300
Applications: 989	Admitted: 735 (74%)
STUDENTS GRADUATED LAST YEAR	602
UIUC: 372	UIC: 36
UIS: 194	
ALUMNI IN DISTRICT	26,266
EMPLOYEES IN DISTRICT	4,001
VENDORS IN DISTRICT IN LAST 5 YEARS	1,404
Amount spent on vendor goods/services: \$75.8M	
CLIENTS SERVED BY SPECIALIZED CARE FOR CHILDREN	1,067
CLINIC/HOSPITAL PATIENTS	183
EXTENSION CONTACTS	118,716

OUR SYSTEM-WIDE IMPACT

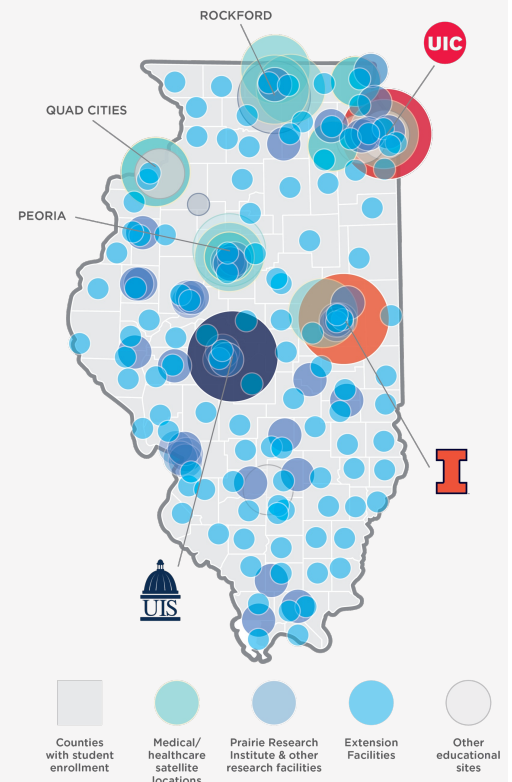
101,081
TOTAL STUDENTS

65,169
UNDERGRADUATES

ILLINOIS RESIDENTS **79%**

33% UNDERREPRESENTED MINORITIES

EDUCATION	
DEGREES AWARDED ANNUALLY	28,000
STEM DEGREES AWARDED ANNUALLY	14,600
DEGREE PROGRAMS	700
ALUMNI WORLDWIDE	890K
RESEARCH & ECONOMIC DEVELOPMENT	
FEDERAL/STATE/PRIVATE FUNDING	\$1.4B
TECHNOLOGY DISCLOSURES	413
PATENTS ISSUED	91
ACTIVE STARTUPS	118
LICENSED & OPTIONED TECHNOLOGIES	90
PUBLIC SERVICE	
FIRE SERVICE INSTITUTE ENROLLMENTS	36,149
POLICE TRAINING INSTITUTE ENROLLMENTS	967
UNIVERSITY OUTREACH CONTACTS	3,216
EXTENSION CONTACTS	802,465
4-H PARTICIPANTS	261,012
PRAIRIE RESEARCH INSTITUTE ROI	6:1



QUESTIONS? CONTACT THE FEDERAL RELATIONS TEAM:
Paul Weinberger (paulw3@uillinois.edu) | Melissa Haas (mshaas@uillinois.edu)